



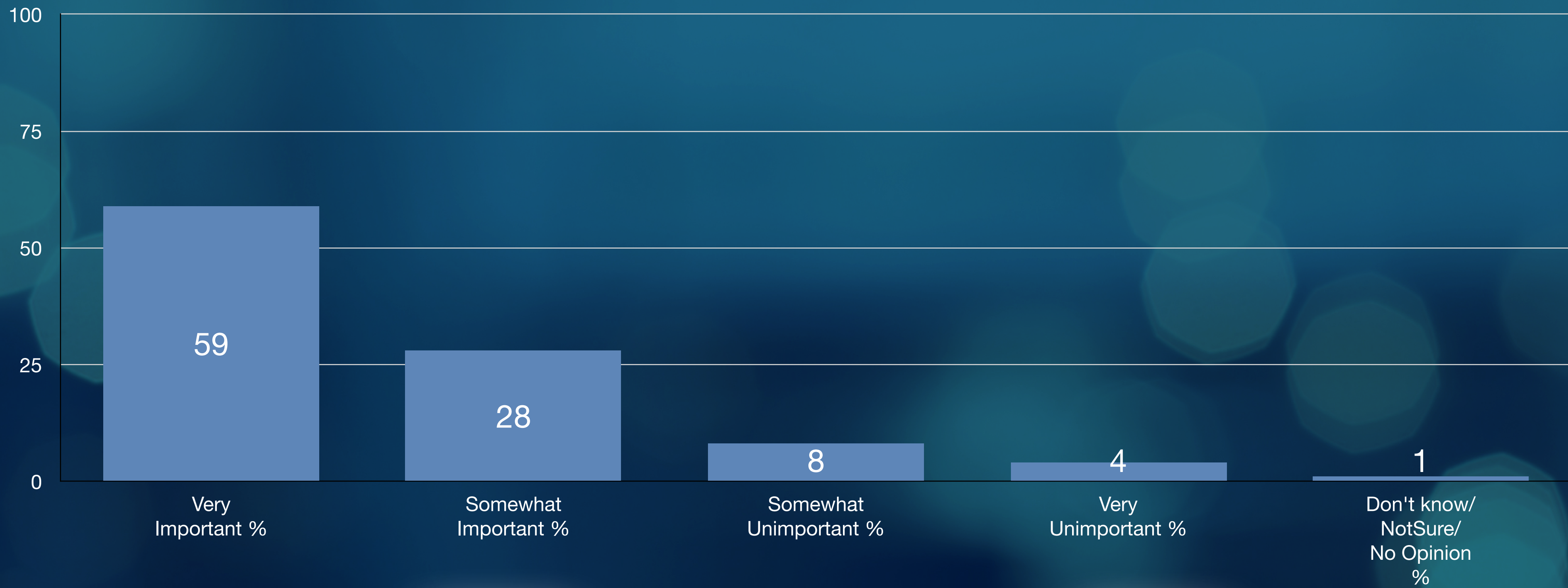
Triennial Delegate Conference
Europa Hotel, Belfast
Friday 17th - Saturday 18th May, 2024



Financial Services Union Poll
Final Date of Fieldwork: May 13, 2024
Delivery: SMS Messaging
Sample size: 1,021

**BETTER
WITH THE
FSU**

Q1 "How important is it to have a local bank branch with face to-face customer service to your local area?"

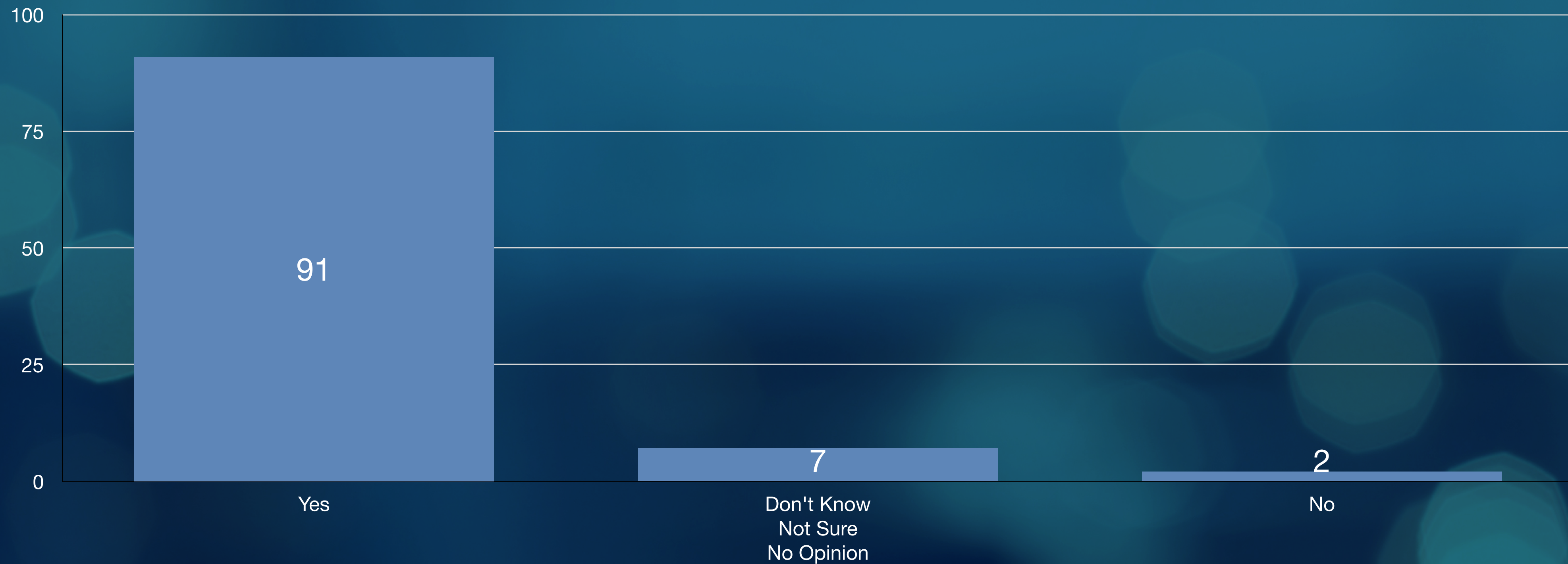


Q1 "How important is it to have a local bank branch with face to-face customer service to your local area?"

	Gender		Age							Social Grade			Region				
	Total/%	Female	Male	18-24	25-34	35-44	45-54	55-64	65+	ABC1	C2DE	Other	Belfast	East	North	South	West
Very Important %	59%	64%	54%	63%	46%	56%	54%	57%	73%	46%	71%	63%	56%	57%	64%	55%	68%
Somewhat important %	28%	26%	30%	24%	32%	30%	32%	32%	18%	36%	21%	24%	27%	28%	27%	32%	24%
Somewhat unimportant %	8%	8%	8%	4%	15%	9%	7%	6%	6%	13%	3%	8%	10%	11%	4%	6%	8%
Very unimportant %	4%	1%	7%	9%	5%	4%	5%	4%	2%	5%	3%	5%	7%	4%	5%	5%	0%
Don't Know/Not Sure/No Opinion %	1%	0%	1%	0%	2%	0%	1%	1%	0%	1%	2%	0%	0%	0%	0%	3%	0%

	Assembly Vote 2022												Heritage			
	Alliance	Aontu	DUP	Green	Nonvote	Other	PBP	SDLP	Sinn Fein	TUV	Unknown	UUP	Catholic	No Religion	Other	Protestant
Very Important %	43%	49%	66%	6%	37%	76%	81%	57%	57%	77%	91%	59%	60%	44%	41%	61%
Somewhat important %	34%	34%	25%	44%	47%	18%	11%	36%	30%	11%	9%	27%	29%	38%	59%	25%
Somewhat unimportant %	14%	2%	4%	32%	9%	6%	3%	6%	10%	4%	0%	8%	9%	7%	0%	8%
Very unimportant %	8%	0%	4%	16%	7%	0%	4%	1%	3%	8%	0%	6%	2%	11%	0%	6%
Don't Know/Not Sure/No Opinion %	2%	15%	0%	3%	0%	0%	0%	0%	1%	1%	0%	0%	1%	1%	0%	1%

Q2 "As a consumer do you believe that you should have a choice of banking channel that you use?"

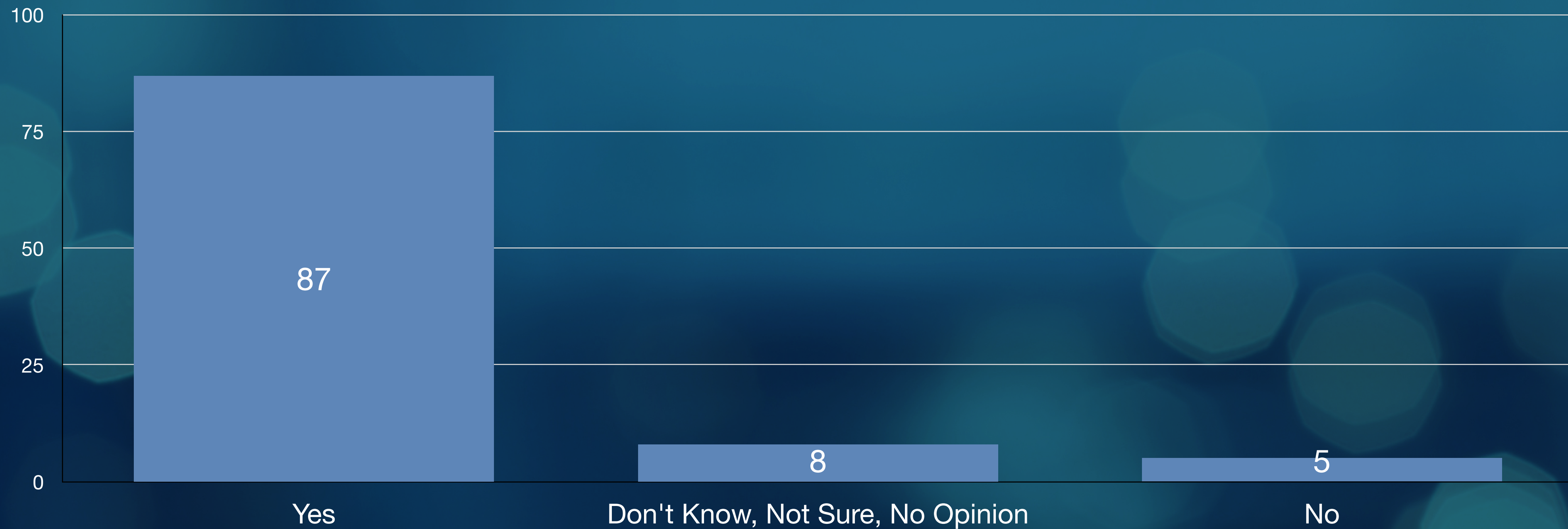


Q2 "As a consumer do you believe that you should have a choice of banking channel that you use?"

	Gender		Age							Social Grade			Region				
	Total/%	Female	Male	18-24	25-34	35-44	45-54	55-64	65+	ABC1	C2DE	Other	Belfast	East	North	South	West
YES %	91%	92%	90%	91%	94%	91%	92%	95%	86%	96%	91%	85%	89%	90%	96%	90%	93%
NO %	2%	3%	2%	0%	0%	2%	4%	1%	5%	2%	2%	4%	3%	4%	1%	3%	0%
Don't Know/Not Sure/No Opinion %	7%	5%	8%	9%	6%	6%	5%	4%	9%	2%	7%	11%	8%	7%	3%	7%	7%

	Assembly Vote 2022												Heritage			
	Alliance	Aontu	DUP	Green	Nonvote	Other	PBP	SDLP	Sinn Fein	TUV	Unknown	UUP	Catholic	No Religion	Other	Protestant
YES %	92%	85%	94%	93%	93%	85%	100%	91%	91%	90%	96%	86%	89%	96%	100%	92%
NO %	0%	0%	1%	2%	0%	15%	0%	2%	2%	6%	0%	2%	2%	2%	0%	3%
Don't Know/Not Sure/No Opinion %	8%	15%	5%	5%	7%	0%	0%	7%	6%	5%	4%	12%	9%	2%	0%	5%

Q3 "Would you support a commitment from Banks to maintain current bank branch levels for a period of five years?"

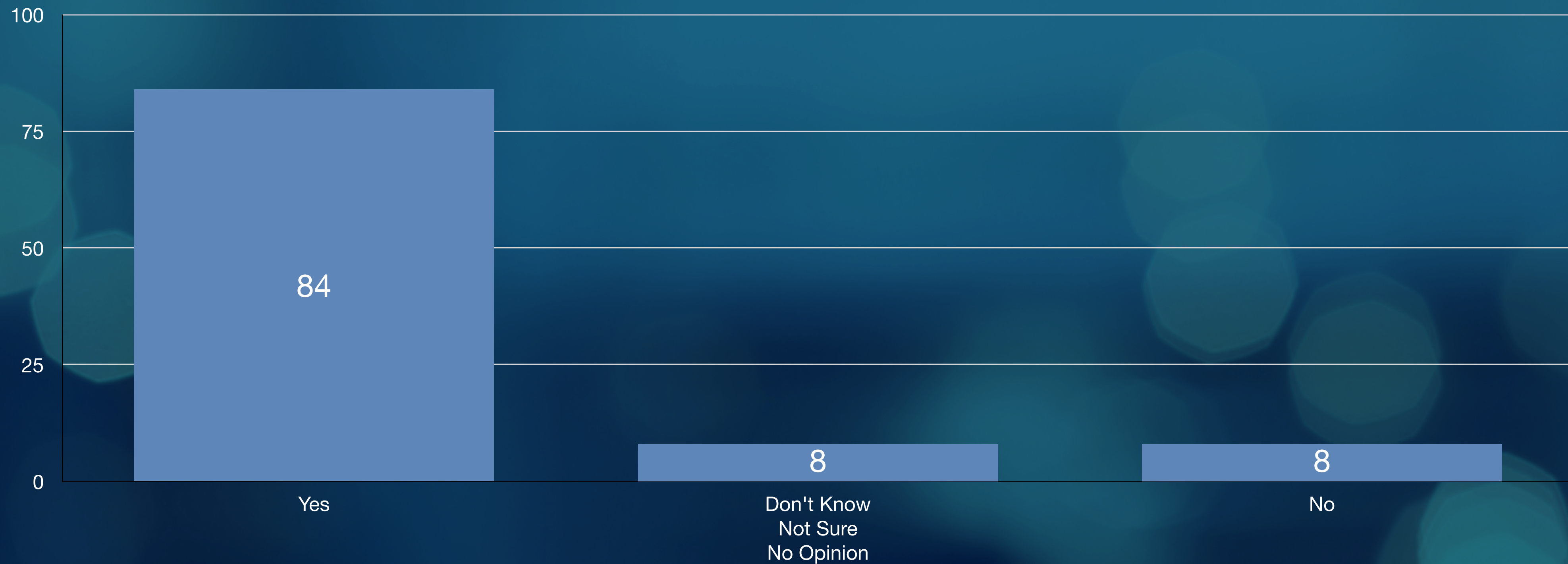


Q3 "Would you support a commitment from Banks to maintain current bank branch levels for a period of five years?"

	Gender		Age							Social Grade			Region				
	Total/%	Female	Male	18-24	25-34	35-44	45-54	55-64	65+	ABC1	C2DE	Other	Belfast	East	North	South	West
YES %	87%	89%	86%	78%	78%	88%	88%	93%	92%	86%	87%	90%	85%	87%	89%	87%	90%
NO %	5%	3%	6%	5%	6%	6%	5%	3%	4%	5%	5%	4%	6%	2%	5%	6%	3%
Don't Know/Not Sure/No Opinion %	8%	9%	7%	18%	16%	6%	7%	4%	4%	9%	8%	7%	9%	11%	6%	7%	7%

	Assembly Vote 2022												Heritage			
	Alliance	Aontu	DUP	Green	Nonvote	Other	PBP	SDLP	Sinn Fein	TUV	Unknown	UUP	Catholic	No Religion	Other	Protestant
YES %	76%	78%	93%	33%	90%	100%	95%	90%	87%	89%	100%	89%	87%	89%	100%	87%
NO %	7%	0%	5%	23%	6%	0%	4%	2%	2%	7%	0%	6%	2%	6%	0%	7%
Don't Know/Not Sure/No Opinion %	17%	22%	2%	44%	4%	0%	1%	7%	11%	4%	0%	4%	11%	5%	0%	6%

Q4 "Would you support greater regulation around the use of Artificial intelligence?"

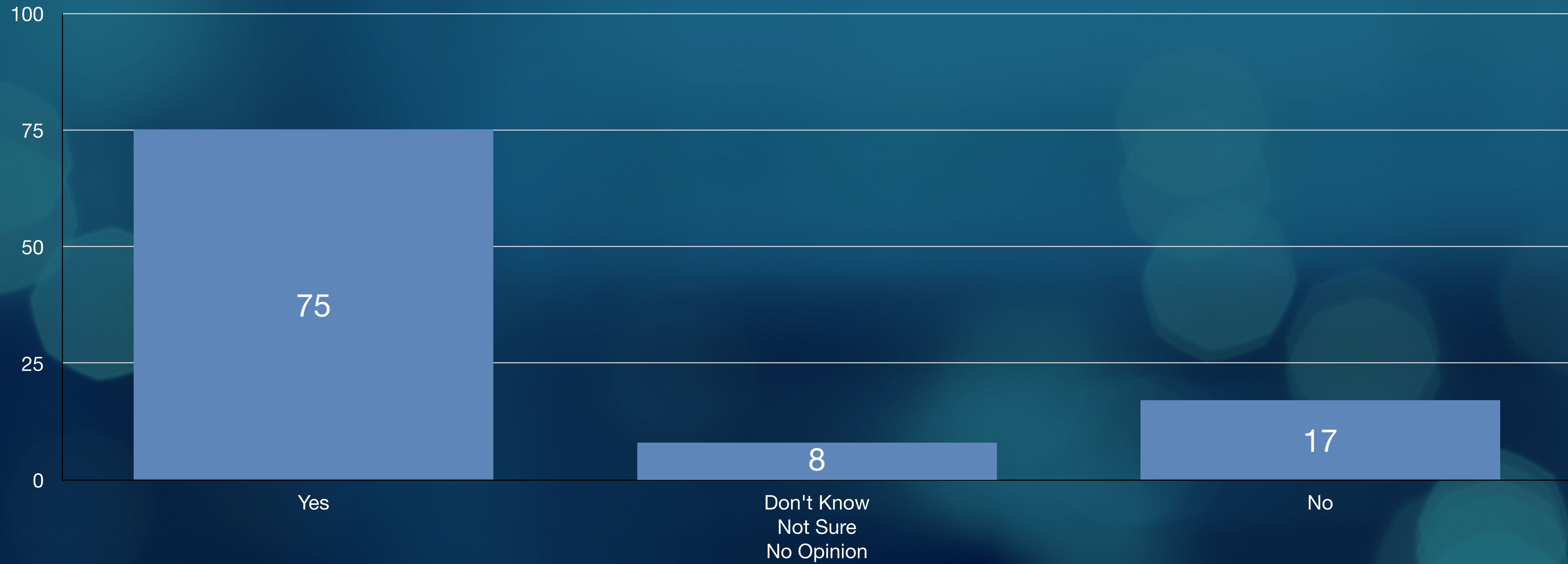


Q4 "Would you support greater regulation around the use of Artificial intelligence?"

	Gender		Age							Social Grade			Region				
	Total/%	Female	Male	18-24	25-34	35-44	45-54	55-64	65+	ABC1	C2DE	Other	Belfast	East	North	South	West
YES %	84%	84%	84%	84%	85%	76%	83%	87%	86%	89%	77%	85%	83%	85%	87%	84%	80%
NO %	8%	7%	10%	9%	8%	10%	11%	10%	4%	5%	13%	8%	13%	6%	8%	6%	10%
Don't Know/Not Sure/No Opinion %	8%	9%	7%	7%	7%	14%	6%	4%	10%	6%	11%	7%	4%	9%	5%	10%	10%

	Assembly Vote 2022												Heritage			
	Alliance	Aontu	DUP	Green	Nonvote	Other	PBP	SDLP	Sinn Fein	TUV	Unknown	UUP	Catholic	No Religion	Other	Protestant
YES %	89%	49%	80%	70%	79%	95%	98%	88%	85%	85%	73%	82%	85%	88%	83%	83%
NO %	4%	36%	14%	13%	14%	4%	2%	3%	8%	6%	7%	6%	7%	9%	17%	9%
Don't Know/Not Sure/No Opinion %	8%	15%	6%	17%	7%	1%	0%	9%	7%	9%	20%	12%	8%	3%	0%	8%

Q5 "Would you support greater protection for employees to organise a trade union in their workplace?"



Q5 "Would you support greater protection for employees to organise a trade union in their workplace?"

	Gender		Age							Social Grade			Region				
	Total/%	Female	Male	18-24	25-34	35-44	45-54	55-64	65+	ABC1	C2DE	Other	Belfast	East	North	South	West
YES %	75%	83%	68%	69%	73%	77%	79%	74%	75%	74%	78%	73%	79%	65%	77%	74%	81%
NO %	17%	9%	24%	17%	20%	17%	14%	21%	13%	20%	16%	15%	13%	20%	18%	18%	15%
Don't Know/Not Sure/No Opinion %	8%	8%	8%	14%	7%	6%	7%	5%	11%	6%	7%	12%	8%	15%	5%	7%	4%

	Assembly Vote 2022												Heritage			
	Alliance	Aontu	DUP	Green	Nonvote	Other	PBP	SDLP	Sinn Fein	TUV	Unknown	UUP	Catholic	No Religion	Other	Protestant
YES %	87%	84%	52%	99%	93%	66%	100%	88%	92%	56%	73%	60%	89%	82%	92%	60%
NO %	8%	10%	35%	0%	2%	10%	0%	9%	5%	33%	7%	27%	7%	8%	0%	28%
Don't Know/Not Sure/No Opinion %	5%	5%	13%	1%	5%	24%	0%	3%	3%	11%	19%	13%	4%	10%	8%	12%